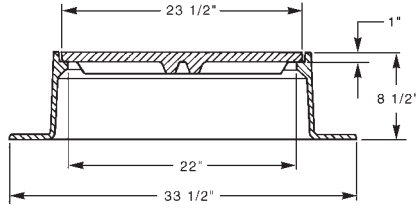


**R-1676-A**  
**Manhole Frame, Solid Lid**

Heavy Duty

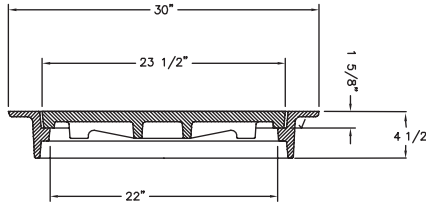


**R-1676-R**  
**Manhole Frame, Vented Lid**

Heavy Duty

Furnished with four 1" diameter vent holes.

Reversible frame.



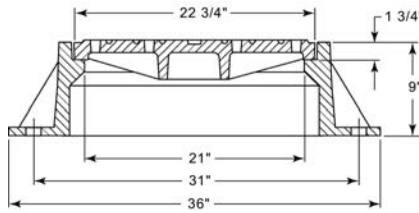
**R-1677-A**  
**Manhole Frame, Vented Lid**

Heavy Duty

Furnished with twelve 1-1/2" anchor holes on 31" diameter bolt circle.

Specify if solid lid required.

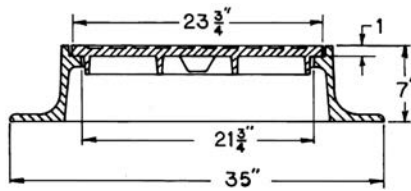
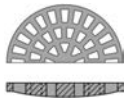
Machined horizontal and vertical bearing surfaces.



**R-1678-A**  
**Manhole Frame, Solid Lid**

Heavy Duty

Available Grate: R-2422-A1  
(see Inlet Frames & Grates, R-2000 Series table)



**R-1680**  
**Manhole Frame, Solid Lid**

Heavy Duty

